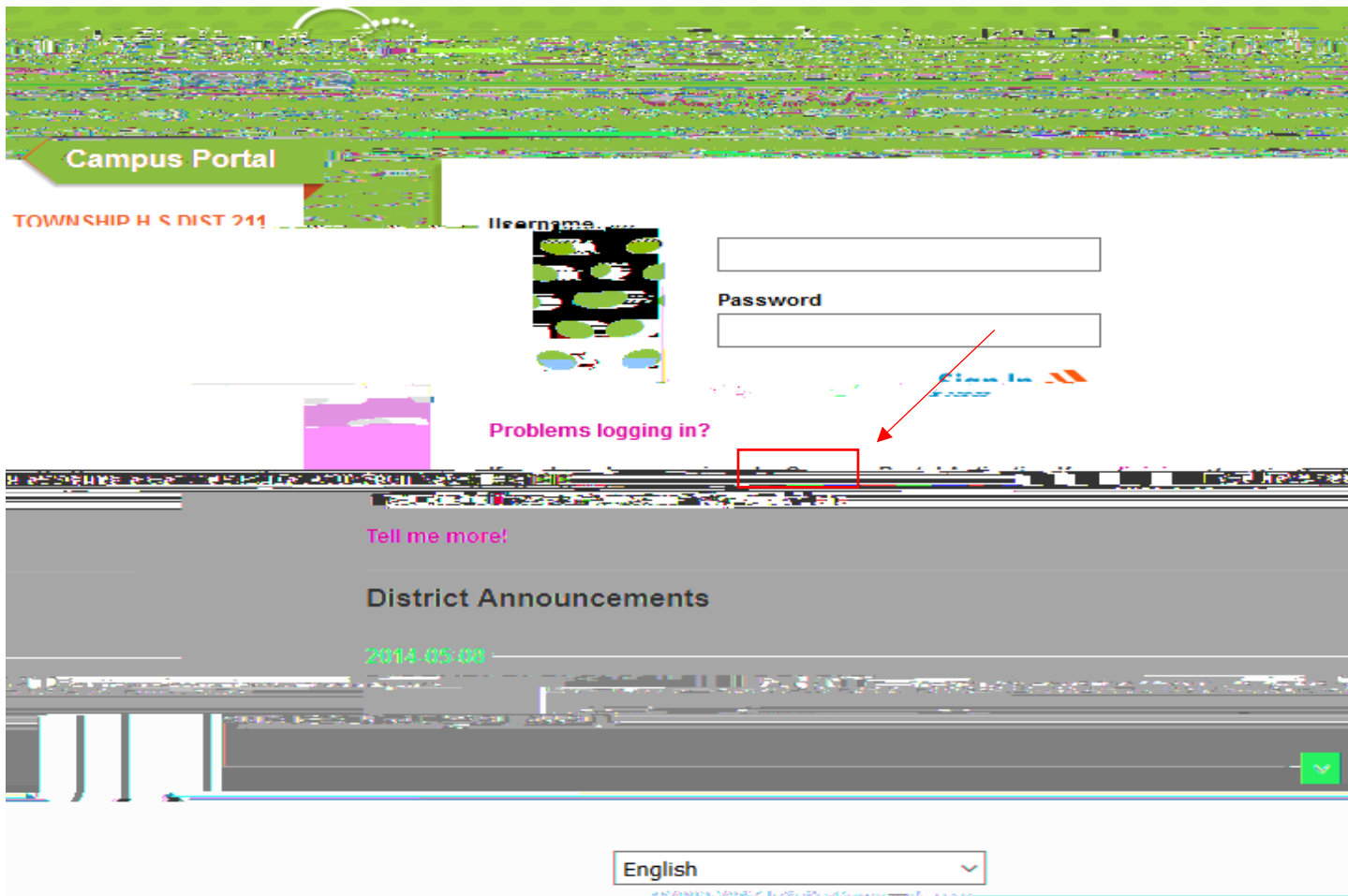



Open the Infinite Campus page. You may visit your school's home page to find the link or type <https://campus.d211.org/campus/portal/township.jsp>

1. Once the page opens, if you have your Campus Portal Activation Key, click on the appropriate link.




2. You will see the screen below where you will enter your Campus Portal Activation Key in the boxes provided. Click



3. If the key is accepted, you will be asked to create your username and password.



4. The next screen confirms your account activation. Take note of your username and password for future reference.



5. If you should need further assistance, please contact the Conant Technology Department at 847-755-3761.

