





&216(17 \$*(1'\$.7(0

C



&XUUHQW \$VVHWV \$OO)XQGV\$OO)XQGV



	<u>Balance</u> <u>5/31/2018</u>	<u>Current</u> <u>Receipts</u>	<u>Current</u> <u>Disbursements</u>	<u>Current</u> <u>6/30/2018</u>
Cash	938,457.45	2,150,228.52	826.92	2,150,228.52
Investments	1,453,860.48	-		-
Accounts Payable	(253,742.80)	22.05	476.20	(253,742.80)
Total Net Available	1,138,575.13	2,150,250.57	389.75	1,138,575.13
District	81,205.77	2,053.29	7,531.00	75,728.06
Palatine	543,339.66	105,391.62	382.03	648,729.25
Fremd	429,774.86	135,758.32	596.25	565,129.43
Conant	402,550.35	48,878.20	56,916.99	494,511.56
Schaumburg	353,607.76	19,428.08	41,154.33	431,881.51
Hoffman Est M				

burg

MM

D t Tot V c

