

**TOWNSHIP HIGH SCHOOL DISTRICT 211
ALL FUNDS**

FOR THE PERIOD JULY 1, 2019 - MARCH 31, 2020

(WITH COMPARATIVE TOTALS FOR JULY 1, 2018 - MARCH 31, 2019)

(CASH BASIS - UNAUDITED)


| Revenue | All Funds FY20 | All Funds FY19 | % Incr/(Decr) | Educational | Operations/ Maintenance | Debt Service | Transportation | Municipal Retirement | Capital Projects | Working Cash | Fire Prev. / Safety |
|-----------------------|---------------------------|---------------------------|----------------------|--------------------|------------------------------------|---------------------|-----------------------|---------------------------------|-----------------------------|-------------------------|--------------------------------|
| Local Sources | 232,262,854 | 228,095,941 | 2% | 176,682,021 | 32,358,852 | 3,044 | 8,374,666 | 9,624,018 | 1,049,275 | 4,125,227 | 45,751 |
| State Sources | 12,710,654 | 11,542,655 | 10% | 10,351,046 | - | - | 2,359,608 | - | - | - | - |
| Federal Sources | 5,989,829 | 5,192,054 | 15% | 5,989,829 | - | - | - | - | - | - | - |
| Total Revenue: | 250,963,337 | 244,830,650 | 3% | 193,022,896 | 32,358,852 | 3,044 | 10,734,274 | 9,624,018 | 1,049,275 | 4,125,227 | 45,751 |

| Expenditures | All Funds FY20 | All Funds FY19 | % Incr/(Decr) | Educational | Operations/ Maintenance | Debt Service | Transportation | Municipal Retirement | Capital Projects | Working Cash | Fire Prev. / Safety |
|------------------------|---------------------------|---------------------------|----------------------|--------------------|------------------------------------|---------------------|-----------------------|---------------------------------|-----------------------------|-------------------------|--------------------------------|
| Salaries | 108,138,595 | 104,520,981 | 3% | 95,562,551 | 8,092,602 | - | 4,483,443 | - | - | - | - |
| Benefits | 33,826,856 | 32,528,485 | 4% | 24,347,194 | 2,005,793 | - | 1,373,913 | 6,099,956 | - | - | - |
| Purchased Services | 9,505,719 | 8,485,043 | 12% | 4,834,545 | 3,309,649 | - | 1,361,525 | - | - | - | - |
| Supplies | 5,590,785 | 6,134,567 | (9%) | 4,073,902 | 691,549 | - | 825,335 | - | - | - | - |
| Utilities | 2,753,794 | 3,078,170 | (11%) | - | 2,753,794 | - | - | - | - | - | - |
| Capital Outlay | 9,900,134 | 17,319,776 | (43%) | 679,565 | 1,068,541 | - | 1,530,395 | - | 4,702,389 | - | 1,919,243 |
| Non-capitalized Equip. | 2,096,040 | 1,732,801 | 21% | 1,872,527 | 223,513 | - | - | - | - | - | - |
| Miscellaneous | 684,293 | 820,665 | (17%) | 684,293 | - | - | - | - | - | - | - |
| Tuition | 7,653,726 | 6,772,283 | 13% | 7,653,726 | - | - | - | - | - | - | - |
| Debt Services | - | 437,103 | (100%) | - | - | - | - | - | - | - | - |
| 10,000,000 | 437,103 | 2188% | - | 2,000,000 | - | - | - | 5,000,000 | - | 3,000,000 | - |



| Special Item | All Funds FY20 | All Funds FY19 | % Incr/(Decr) | Educational | Operations/ Maintenance | Debt Service | Transportation | Municipal Retirement | Capital Projects | Working Cash | Fire Prev. / Safety |
|----------------------------|---------------------------|---------------------------|----------------------|--------------------|------------------------------------|---------------------|-----------------------|---------------------------------|-----------------------------|-------------------------|--------------------------------|
| Additional Payment to IMRF | (5,000,000) | (10,200,000) | - | - | (3,500,000) | - | - | (1,500,000) | - | - | - |

| Fund Balance | All Funds FY20 | All Funds FY19 | % Incr/(Decr) | Educational | Operations/ Maintenance | Debt Service | Transportation | Municipal Retirement | Capital Projects | Working Cash | Fire Prev. / Safety |
|-----------------------------------|---------------------------|---------------------------|----------------------|--------------------|------------------------------------|---------------------|-----------------------|---------------------------------|-----------------------------|-------------------------|--------------------------------|
| Fund Balance, Beginning of Period | 132,668,851 | 135,708,492,286 | 7,833 | 6,435,194 | 6,189,903 | - | - | - | - | - | - |

CONSENT AGENDA ITEM



| Current Assets | All Funds 3/31/2020 | All Funds 3/31/2019 | % Incr/(Decr) | Educational | Operations/ Maintenance | Debt Service | Transportation | Municipal Retirement | Capital Projects | Working Cash | Fire Prev. / Safety |
|-------------------------------|--------------------------------|--------------------------------|----------------------|--------------------|------------------------------------|---------------------|-----------------------|---------------------------------|-----------------------------|---------------------|--------------------------------|
| Cash & Investments | 181,978,135 | 175,615,943 | 4% | 131,668,971 | 26,510,180 | 7,833 | 6,524,579 | 6,709,620 | 2,521,477 | 5,769,513 | 2,265,962 |
| Petty Cash | 29,600 | 28,100 | 5% | 29,600 | | | | | | | |



ECUJ" ("KPxGUVogPv"UWO OCT ["HQT"RGTKQF"GPFKPI

OCTEJ"4242

*222)u+

| Rgtkqf"Gpflpi | Cxgteig"Dcpm Ceeqwpv"Dcicpeg | " Cxgteig"Dcpm Ceeqwpv"Tvvg | EFIVtgcuwtkgu Rwtejcugf Vjku"Oqpvj | Cxgteig EFIVtgcuw{ Tvvg" | Htq o"Ecu j" ("kpxguv o gpvu Ewttgpy"Oqpvj | C o qwpv"qh kpygtguv"Getpkipiu Hkuecn" [VF | ,Vqven Qwvucpflpi kpxguv o gpvu |
|--------------------|---------------------------------|-----------------------------------|--|--------------------------------|---|---|---------------------------------------|
| HKUECN" [GCT"4242 | | | | | | | |
| OCTEJ"4242 | 2,250 | 0.9% | 23,120 | 1.2% | 351 | 2,457 | 178,800 |
| HGDTWCT ["4242 | 1,664 | 1.4% | 17,420 | 1.7% | 314 | 2,106 | 100,529 |
| LCPWCT ["4242 | 2,495 | 1.5% | - | 2.1% | 246 | 1,792 | 96,613 |
| FGEGODGT"423; | 1,485 | 1.5% | - | 2.1% | 261 | 1,546 | 112,876 |
| PQXGODGT"423; | 2,298 | 1.6% | - | 2.0% | 160 | 1,285 | 134,270 |
| HIUEC QEVQDGT"423; | 2,013 | 1.8% | 2, 247 | 1.9% 2.0% 22.0% | 72.0% 5,160 | 2,025, 2. | 155,03490 2. |

**TOWNSHIP HIGH SCHOOL DISTRICT 211
STUDENT ACTIVITY, TRUST FUND
AND CONVENIENCE FUND REPORT
FOR THE PERIOD ENDING
MARCH 2020**

| | <u>Balance</u> <u>2/29/2020</u> | <u>Current</u> <u>Receipts</u> | <u>Current</u> <u>Disbursement</u> | <u>Balance</u> <u>3/31/2020</u> |
|----------------------------------|------------------------------------|-----------------------------------|---------------------------------------|------------------------------------|
| Cash | 2,658,464.99 | 248,720.88 | 196,883.53 | 2,710,302.34 |
| Investments | - | - | - | - |
| Accounts Payable | (36,392.84) | 200,506.51 | 307,301.86 | (143,188.19) |
| Total Net Available Funds | 2,622,072.15 | 449,227.39 | 504,185.39 | 2,567,114.15 |
| District | 164,504.16 | 15,406.05 | 6,791.73 | 173,118.48 |
| Palatine | 588,833.21 | 61,354.03 | 69,660.09 | 580,527.15 |
| Fremd | 475,590.91 | 58,564.72 | 65,130.53 | 469,025.10 |
| Conant | 520,158.16 | 64,433.96 | 58,064.69 | 526,527.43 |
| Schaumburg | 415,826.42 | 49,856.29 | 68,191.38 | 397,491.33 |
| Hoffman Estates | 450,457.99 | 27,106.27 | 62,814.91 | 414,749.35 |
| Higgins Ed Center | 6,701.30 | - | 1,025.99 | 5,675.31 |
| Total Funds | \$ 2,622,072.15 | \$ 276,721.32 | \$ 331,679.32 | \$ 2,567,114.15 |

**SUMMARY REPORT
FISCAL YEAR TO DATE**

| | <u>Balance</u> <u>7/1/2019</u> | <u>F.Y.T.D.</u> <u>Receipts</u> | <u>F.Y.T.D.</u> <u>Disbursement</u> | <u>Balance</u> <u>3/31/2020</u> |
|----------------------------------|-----------------------------------|------------------------------------|--|------------------------------------|
| Cash | 2,279,518.02 | 3,059,410.50 | 2,628,626.18 | 2,710,302.34 |
| Investments | - | - | - | - |
| Accounts Payable | (8,131.90) | 2,833,635.61 | 2,968,691.90 | (143,188.19) |
| Total Net Available Funds | 2,271,386.12 | 5,893,046.11 | 5,597,318.08 | 2,567,114.15 |
| District | 123,566.74 | 139,496.84 | 89,945.10 | 173,118.48 |
| Palatine | 529,522.28 | 735,533.60 | 684,528.73 | 580,527.15 |
| Fremd | 499,065.48 | 731,303.22 | 761,343.60 | 469,025.10 |
| Conant | 413,004.08 | 602,331.25 | 488,807.90 | 526,527.43 |
| Schaumburg | 334,313.77 | 598,320.55 | 535,142.99 | 397,491.33 |
| Hoffman Estates | 364,546.80 | 616,143.16 | 565,940.61 | 414,749.35 |
| Higgins Ed Center | 7,366.97 | 1,265.25 | 2,956.91 | 5,675.31 |
| Total Funds | \$ 2,271,386.12 | \$ 3,424,393.87 | \$ 3,128,665.84 | \$ 2,567,114.15 |