

5HYHQXH \$OO )XQGV )< ,QFU 'HFU 2SHUDWLRQV 0XQLFLSD&DSLWDORUNLQJ)LUH 3UHY  
 /RFDO 6RXUFHV (GXFDLQRV DODQFH 'HEW 6HUylFHV HWLUDHPVSDRUMDFWL&QVK 6DIHW\


6WDWH 6RXUFHV  
 )HGHUDO 6RXUFHV  
 7RWDO 5HYHQXH

([SHQGLWXUHV  
 6DODULHV  
 %HQHILWV  
 3XUFKDVHG 6HUylFHV  
 6XSSOLHV  
 8WLWLHV  
 &DSLWDO 2XWOD\  
 1RQ FDSLWDOL]HG (TXLS  
 0LVFHODQHRXV  
 7XLWLRQ  
 'HEW 6HUylFHV  
 7RWDO ([SHQGLWXUHV

•€ VA•

6XUSOXV 'HILFLHQF\  
 ([FHV 5HYHQXH 2YHU 8QGHU  
 ([SHQGLWXUHV

000 PÀ



6SHFLDO ,WHP  
 \$GGLWLRQDO 3D\PHQW WR ,05)

)XQG %DODQFH  
 )XQG %DODQFH  
 %HJLQQLQJ RI 3HULRG  
 )XQG %DOO ò1-I'€H# eUS\$ Žò1-g)^€H# fb~ Žò1-qv~ Žò0R' @H# # D @Hi72 @H( Nót @H( Nò0R1• „ Žò0Rw A „ Žò2( •€H3"• Žò1-\$! @Hi9a" ,• i9p, ,• i3"fy! €H3"„3' Žò2(l A €H3"...US Žò

C



&XUUHQW \$VVHWV




\$OO )XQGV\$OO )XQGV

,QFU 'HFU

2SHUDWLRQV  
(GXFDWLRQV)DQFH

'HEW 6HUYLEFH

0XQLFLSDO &DXPEO  
57HUVLQVSRUQW WLRQ



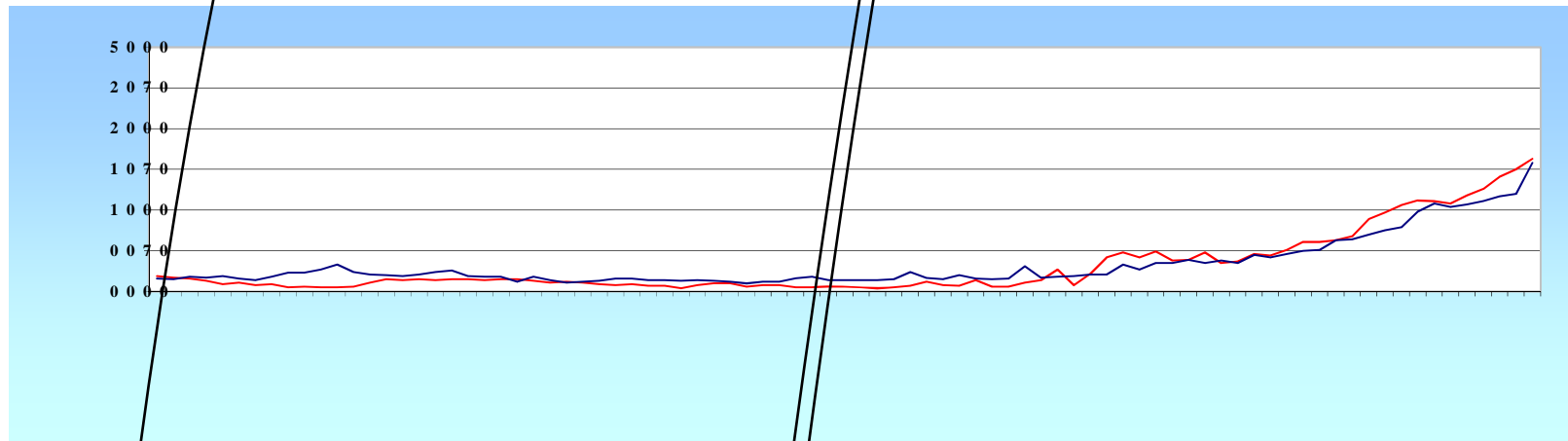
**INVESTMENT SUMMARY FOR PERIOD ENDING**

**JANUARY 2018**

( 0 0 0 ' s )

Period Ending	Northern Trust General Account Balance	Investments Cash Flow This Month	Average Purchased Rate	Interest Earnings Matured This Month	Amount Invested Fisc
<b>FISCAL YEAR 2018</b>					
JANUARY 2018	1.728	562	6.667	1078	156
DECEMBER 2017	1.827	567	-	101	1020
NOVEMBER 2017	1.566	592	1.150	1017	79
OCTOBER 2017	1.801	697	6.192	1011	101
SEPTEMBER 2017	2.257	579	7.797	1007	150
AUGUST 2017	2.566	216	66.662	1006	117
JULY 2017	5.766	277	19.695	1008	87
<b>FISCAL YEAR 2017</b>					
JUNE 2017	2.786	555	1.000	0098	77
MAY 2017	1.550	589	6.729	0079	126
APRIL 2017	1.177	278	2.691	0077	99
MARCH 2017	1.629	526	55.500	0070	109
FEBRUARY 2017	1.109	115	5.695	0066	95
JANUARY 2017	1.787	676	1.717	0065	72
DECEMBER 2016	1.868	581	1.258	0071	66
NOVEMBER 2016	1.176	267	6.656	0070	67
OCTOBER 2016	1.762	557	6.656	0066	78
SEPTEMBER 2016	3.071	280	7.780	0062	69
AUGUST 2016	2.072	515	68.066	0067	76
JULY 2016	2.111	676	15.762	0057	57

\* Total Outstanding Investments denominated in collateralized money ma



	<u>B a l a n c e</u>	<u>C u r r e n t</u>	<u>C u r r e n t</u>
	<u>1 2 / 3 1 / 2 0 1 7</u>	<u>R e c e i p</u>	<u>D i s b u r s e m e n t</u>
		<u>1 2 / 3 1 / 2 0 1 8</u>	<u>1 2 / 3 1 / 2 0 1 8</u>
C a s h	1 , 0 6 6 , 7 ; 7 . 8 ; 2 1 3 , 0 2 7 . 7	1 1 8 7 , 8 7 2 1 .	8 0 8 7
I n v e s t m e n t s	1 , 6 7 1 , 7 1 2 . 8 7 2 0 0 , 3 6 1 . ;	8 2 0 0 , 0 0 0 1 .	0 6 0 7
A c c o u n t s P a y a b l e	1 2 0 , 0 2 7 2 . 3 0 7 , + 8 7 8 3 8 7 8 1 , 3 0 0 * 1 8 0 , 6 8 ; . 1		
T o t a l N e t A v a i l a b l e	1 7 8 , 6 7 1 . 0 ;	2 6 , ; 7 8 . 3 7 , 8 1 8 . 3 3	
D i s t r i c t			
P a l a t i n e	7 1 ; , 8 1 1 . 8 8	7 3 , 7 3 ; . 8 2 7 2 , 8 8 2 . 7 6	
F r e m d	7 3 2 , ; ; 6 . 8 6	3 8 , 3 8 8 . ; 7 ; 3 , 3 7 7 . 6 7	
C o n a n t	6 ; 2 , 3 1 8 . 7 7	6 1 , 8 8 8 . 8 7 1 0 1 , 7 7 2 3 2 .	
S c h a u m b u r g	3 ; 1 , ; ; 6 . 0 7	2 ; , 8 3 ; . 7 ; 3 ; , 1 ; 3 . 3 2	
H o f f m a n E s t a t e s	3 7 7 , ; ; 1 . ; 8	3 8 , ; 2 3 . 8 0 8 8 , 8 1 8 . 7 3	
H i g g i n s E d C e n t e r	7 , 1 2 6 . 7 8 1 8 . 8 7	/	