



CONSENT AGENDA ITEM



Current Assets	All Funds 12/31/2019	All Funds 12/31/2018	% Incr/(Decr)	Educational	Operations/ Maintenance	Debt Service	Transportation	Municipal Retirement	Capital Projects	Working Cash	Fire Prev. / Safety
Cash & Investments	115,700,545	111,938,553	3%	81,832,811	15,941,053	(973)	5,676,204	4,122,065	2,786,090	2,855,378	2,487,918
Petty Cash	29,600	28,000	5%								



**ECU J" ("KPXGUV OGPV"UWO OCT ["HQT"RGTKQF"GPFKPI
FGEGODGT"423;**

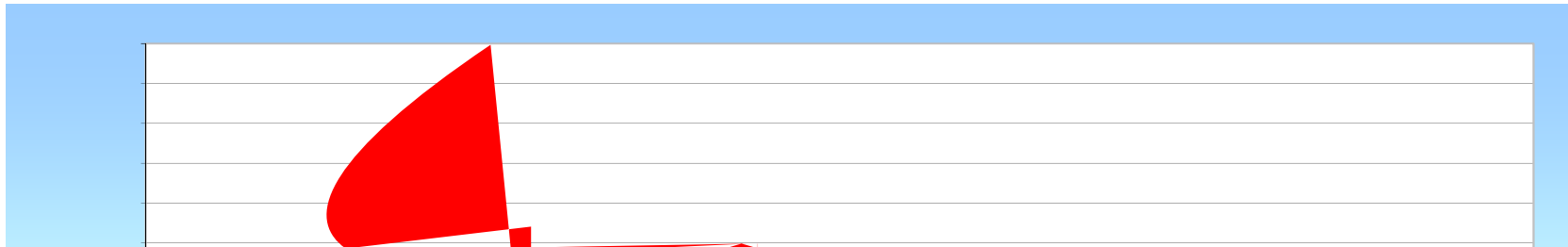
*222)u+

Rgkqf"Gpflpi	Cxgtcig"Depm Ceeqwpv"Dncpeg	Cxgtcig"Depm Ceeqwpv"TCvg	EFIVtgeuwtkgu Rwtejcugf Vjku"Oqpvj	Cxgtcig EFIVtgeuwt{ TCvg"	Kpvtguy"Gctpkpiu Htq o"Ecu j" ("Kpxguv o gpvu Ewtgpv"Oqpvj	C o qwpv"qh Kpvtguy"Gctpkpiu Hkuecn" [VF	,Vqvcn Qwvucp flpi Kpxguv o gpvu
HKUECN" [GCT"423;							
FGEGODGT"423;	1,485	1.5%	-	2.1%	261	1,546	112,876
PQXGODGT"423;	2,298	1.6%	-	2.0%	160	1,285	134,270
QEVQDGT"423;	2,013	1.8%	247	2.0%	72	1,125	155,030
UGRVGODGT"423;	2,877	1.9%	15,406	2.0%	514	1,052	170,492
CW I WUV"423;	2,741	2.0%	89,060	2.0%	383	538	189,889
LWN ["423;	3,364	2.1%	11,489	2.3%	155	155	147,494

HKUECN" [GCT"423:

LWPG"423;	2,136	2.2%	-	2.4%	131	2,871	113,053
OC ["423;	2,464	2.2%	-	2.4%	357	2,741	126,530
CRTKN"423;	1,826	2.2%	819	2.4%	118	2,384	162,692
OCTE J "423;	1,380	2.2%	89,931	2.4%	301	2,266	172,928
HGDTWCT ["423;	2,011	2.3%	19,595	2.5%	329	1,965	99,981
LCPWCT ["423;	2,440	2.2%	-	2.2%	210	1,636	89,100
FGEGODGT"423:	6,161	2.2%	-	2.2%	210	1,427	109,086
PQXGODGT"423:	1,689	2.0%	-	2.2%	179	1,217	135,797
QEVQDGT"423:	1,574	1.9%	-	2.2%	168	1,038	156,944
UGRVGODGT"423:	2,428	1.9%	3,464	2.2%	349	870	172,697
CW I WUV"423:	3,774	1.9%	46,454	2.3%	326	521	191,403
LWN ["423:	2,747	1.9%	800	2.0%	195	195	165,072

* Total Outstanding Investments include money market deposits



	<u>Balance</u> <u>11/30/2019</u>	<u>Current</u> <u>Receipts</u>	<u>Current</u> <u>Disbursement</u>	<u>Balance</u> <u>12/31/2019</u>
Cash	2,707,784.20	350,195.12	259,993.32	2,797,986.00
Investments	-	-	-	-
Accounts Payable	<u>(53,690.83)</u>	<u>268,153.42</u>	<u>337,326.08</u>	<u>(122,863.49)</u>
Total Net Available Funds	2,654,093.37	618,348.54 O O O O O O O O O O	597,319.40 O O O O O	2,675,122.51
District	164,062.03	5,778.49	10,438.76	159,401.76
Palatine	571,788.72	71,051.14	91,846.33	550,993.53
Fremd	496,087.34	106,353.03	75,142.90	527,297.47
Conant	542,002.24	63,862.74	69,537.18	536,327.80
Schaumburg	403,047.77	60,975.97	.	5 0,471.0 O 6 0,40 G