




CONSENT AGENDA ITEM



Current Assets	All Funds 8/31/2018	All Funds 8/31/2017	% Incr/(Decr)	Educational	Operations/ Maintenance	Debt Service	Transportation	Municipal Retirement	Capital Projects	Working Cash	Fire Prev. / Safety
Cash & Investments											
Petty Cash											
Vocational Projects for Resale					706,24						
Deposits on Account											
Total Current Assets:	196,067,494	195,210,708	0%	141,850,527	23,685,613	1,190	6,706,240	8,			5,630,617



CASH & INVESTMENT SUMMARY FOR PERIOD ENDING

AUGUST 2018

(000's)

Period Ending	Average Bank Account Balance	Average Bank Account Rate	CD/Treasuries Purchased This Month	Average CD/Treasury Rate	Interest Earnings From Cash & Investments Current Month	Amount of Interest Earnings Fiscal YTD	*Total Outstanding Investments
FISCAL YEAR 2019							
AUGUST 2018							

**Balance
7/31/2018**

Current

Current

Balance

